



PETER PEPPER PRODUCTS
EXPRESSIVE ESSENTIALS™

Section 5.1

ENVISION® COLLECTION

Shelving & Storage Systems

Presentation Rails

PRICE LIST & SPECIFICATIONS

Effective September 1, 2022

All Prices are Suggested List Price

Updated 08.01.24

5.1

© 5/2022





ENVISION® Collection

Shelving & Storage Systems



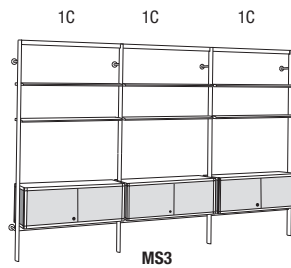
MS1



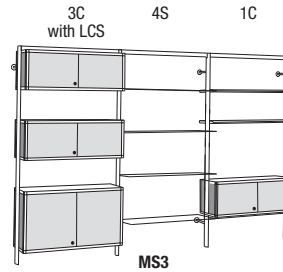
MS2

Model	Description	Size	4 Shelves in EACH section	1 Credenza 2 Shelves in EACH section	2 Credenzas 1 Shelf in EACH section	3 Credenzas in EACH section	Est. Ship Wt.	
			Code 4S	Code 1C	Code 2C	Code 3C		
List Price for Single Section or Starter Section								
MS1	1 Section or Starter Section	42w x 84h x 15d	\$ 2,969	\$ 3,156	\$ 3,305	\$ 3,661	137 *	
Add-On Sections								
List Price for Each Add-On Section(s)								
MS1A	Add-On Sections	41w x 84h x 15d	\$ 2,550	\$ 2,738	\$ 2,885	\$ 3,241	124 *	
MS2	2 Sections: MS1 + MS1A	83w x 84h x 15d	<i>Specify one code and price from above MS1 Starter Sections + one code and price from MS1A Add-On Sections</i>					
MS3	3 Sections: MS1 + MS1A + MS1A	123w x 84h x 15d	<i>Specify one code and price from above MS1 Starter Sections + two codes and prices from MS1A Add-On Sections</i>					
Options								
LCS	23" lower Credenza Storage in place of standard 15" Credenza.....					\$ 230	12	
MSS	Additional shelf with brackets. <i>Specify finish</i>					374	20	

Shipped by Truck*



MS3



MS3

For models with multiple sections, select first section (MS1) Code and Price + MS1A Code and Price for each additional section. For example, MS3: 3 Sections = MS1 (3C) + MS1A (4S) + MS1A (1C).

5.1

To Order Specify

- Quantity
- Model: **MS1** - Section Code and Finish
MS1A - Code for each additional Section (left to right)
MS2 - Left and Right Section Codes and Finish
MS3 - Left, Center and Right Section Codes and Finish
- Options

Specify One (1) Option Code for Each Section

- 4S** = 4 Shelves (13" Depth)
1C = 1 Credenza with 2 Shelves
2C = 2 Credenzas with 1 Shelf
3C = 3 Credenzas

Credenza Finish

Cool Grey
Black
Natural Maple

Shelf Finish

Glass

See Web

Specifications

- Elliptical profile uprights, 1 1/8" w x 2 7/8" d. Natural Anodized Aluminum. Mounts to wall with 6" stand-offs.
- 3 Mounting positions for credenza: 29", 56", & 82 1/2" from floor to top of credenza.
- Credenza panel finish: Melamine with sliding, lockable doors.
- Credenza size: 39 1/2" w x 15" h x 15" d or **optional** 39 1/2" w x 23" h x 15" d.
- Credenza framed with 1" sq. aluminum extrusion. Finish: Natural Anodized Aluminum.
- Shelf: 3/8" thick glass with flat polished edge.
- Shelves adjustable at 3/4" increments. 39 1/2" w x 13" d.
- Glass Shelf Load Capacity: 50 lb. per shelf, uniformly distributed static load.



© 5/2022

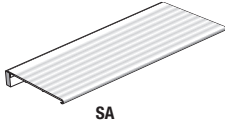




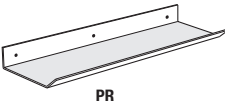
ENVISION® Collection

Shelving Systems

Presentation Rails



SA

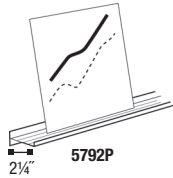


PR



PR

Cross-section



5792P

2 1/4"

Model	Size	List	Est. Ship Wt.
Aluminum Shelf			
SA12	12w x 1 3/4h x 8 1/4d	\$ 116	3
SA24	24w x 1 3/4h x 8 1/4d	230	5
SA36	36w x 1 3/4h x 8 1/4d	345	8
SA48	48w x 1 3/4h x 8 1/4d	456	11 ▲
SA60	60w x 1 3/4h x 8 1/4d	572	13 ▲
SA72	72w x 1 3/4h x 8 1/4d	687	15 ▲
SA84	84w x 1 3/4h x 8 1/4d	800	18 ▲
SA96	96w x 1 3/4h x 8 1/4d	915	21 ▲
Presentation Rail			
PR12	12w x 2h x 5 1/2d	73	3
PR24	24w x 2h x 5 1/2d	147	5
PR36	36w x 2h x 5 1/2d	220	8
PR48	48w x 2h x 5 1/2d	294	11 ▲
PR60	60w x 2h x 5 1/2d	367	13 ▲
PR72	72w x 2h x 5 1/2d	440	15 ▲
PR84	84w x 2h x 5 1/2d	515	18 ▲
PR96	96w x 2h x 5 1/2d	588	21 ▲
5792P	Presentation Rail, Custom Length x 2 1/4" d Cut to order, up to 96" length	38 per ft. Price to next highest foot	

Custom Length: Price to next higher size, in 12" increments.

▲ UPS Dimensional Weight



(3) SA48's & (1) SA60



PR36

To Order Specify

1. Quantity
2. Model
3. Length (Model 5792P)

Specifications

- Finish: Natural Anodized Aluminum.
- SA Models: Extruded aluminum, 1/8" thick, bullnose edge, cantilevered from 1 1/2" h aluminum wall cleat. Screw mount to wall.
- PR Models: Extruded aluminum, 1/8" thick. Screw mount to wall.
- SA & PR Models: Load Capacity: 15 lb. per 48" shelf, uniformly distributed static load.
- 5792P Model: Extruded aluminum with polished edges. Screw mount.





Price List Download at peterpepper.com

