



PRICE LIST & SPECIFICATIONS

Effective September 1, 2022

All Prices are Suggested List Price

PLEASE NOTE:

Our quick ship service, **PDD**, is currently unavailable. All orders are subject to current lead times. For inquiries regarding current lead times, please contact Peter Pepper Products Customer Service.

Section 1.2

FRESH IDEAS

Message Center

Parallel

Writing, Tack, Mirror & Panels and Accessories

Folding Chairs

CLIP

Scoop-Up

1.2



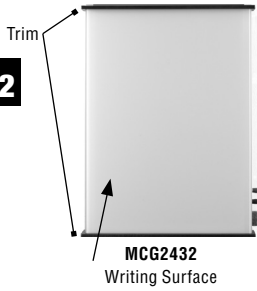
OSHPD Seismic Compliant
Anchorage in California



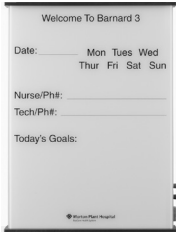
Message Center

Glass Writing Surface

Designed in Collaboration with HDR



Side view with marker & eraser storage and card retainer



MC

Custom graphics available. Please submit your requirements.

Model	Description	Size	List	Est. Ship Wt.
MCG2432	Writing Surface Only	24w x 32h x 4d	\$ 796	45
Option				
Custom Lettering, press-on black vinyl. (Maximum 12 characters.).....			\$ 137 NET	
Additional characters (each)			11 NET	
				Shipped by Truck*

To Order Specify

- Quantity
- Model
- Trim & Side Finish
- Option

Hardwood Trim & Laminate Side Finishes

- CH** Cherry
LC Light Cherry
HO Honey
MA Natural Maple
MM Mahogany
LW Light Walnut
W Walnut

See PPP Color Card or Web

Specifications

- Hardwood trim and laminate sides in PPP Wood Finish.
- Glass Writing Surface: Flush mounted, tempered 5/32" thick safety glass with white back: 23"w x 31"h.
- Card retainer on each side for displaying cards and notes.
- Markers and eraser stow in side holders located on either side. 4 dry erase markers & eraser included.
- Mounting cleat/bracket and hardware included.
- Custom graphics: Contact specials@peterpepper.com for file requirements.

Laminate/Melamine Finish Cross Reference

PPP Finish	Laminate Name
CH Cherry	WA 7924-07
LC Light Cherry	WA 7919-38
HO Honey	Pionite WM951-S
MA Natural Maple	WA 7909-60
MM Mahogany	WA 7922-07
LW Light Walnut	WA 7937-38
W Walnut	Lamin-Art 2608-T





Parallel

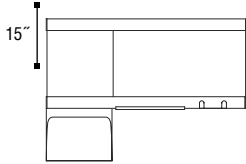
Horizontal Writing, Tack & Mirror Panels

Pepper Delivers Quicker!

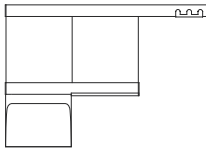
PDQ must be on a separate order and **MUST** specify PDQ.

PDQ prices are printed in **BOLD**. Shipment within 10 business days.

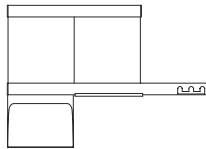
Designed by David Ryan & George Simons



H4816-2N
with MP, HS16 & 2 of H1



H3216-2 with MP, HS16 & (T) top rail extension 12" with H3.



H3216-2 with MP, HS16 & (B) bottom rail extension 12" with H3.

Model	Panels	Panel Size	Size	Glass, HPL, Fabric, COM, ColorCork	Upcharge Mirror (per panel)	Est. Ship Wt.
Rails with 15" High Panels						
H1616-1	1	16" w x 15" h	16w x 18½h x ¾d	\$ 230	\$ 49	6
H2016-1	1	20" w x 15" h	20w x 18½h x ¾d	282	58	6
H2416-1	1	24" w x 15" h	24w x 18½h x ¾d	311	76	8
H3216-1	1	32" w x 15" h	32w x 18½h x ¾d	396	94	9
H3216-2	2	16" w x 15" h	32w x 18½h x ¾d	414	49	9
H4016-2	2	20" w x 15" h	40w x 18½h x ¾d	528	57	12
H4816-2	2	24" w x 15" h	48w x 18½h x ¾d	578	76	16
H4816-3	3	16" w x 15" h	48w x 18½h x ¾d	591	49	17
H6016-3	3	20" w x 15" h	60w x 18½h x ¾d	748	58	18
H7216-3	3	24" w x 15" h	72w x 18½h x ¾d	837	76	23
H4016-2N	2	(1) 16" w x 15" h & (1) 24" w x 15" h	40w x 18½h x ¾d	507	76	13
H4816-2N	2	(1) 16" w x 15" h & (1) 32" w x 15" h	48w x 18½h x ¾d	577	94	15
Rails with 20" High Panels						
H1620-1	1	16" w x 20" h	16w x 23½h x ¾d	259	58	7
H2020-1	1	20" w x 20" h	20w x 23½h x ¾d	324	68	7
H2420-1	1	24" w x 20" h	24w x 23½h x ¾d	352	92	9
H3220-1	1	32" w x 20" h	32w x 23½h x ¾d	454	119	10
H3220-2	2	16" w x 20" h	32w x 23½h x ¾d	471	58	13
H4020-2	2	20" w x 20" h	40w x 23½h x ¾d	612	68	14
H4820-2	2	24" w x 20" h	48w x 23½h x ¾d	659	92	18
H4820-3	3	16" w x 20" h	48w x 23½h x ¾d	670	58	20
H6020-3	3	20" w x 20" h	60w x 23½h x ¾d	878	68	21
H7220-3	3	24" w x 20" h	72w x 23½h x ¾d	967	92	26
H4020-2N	2	(1) 16" w x 20" h & (1) 24" w x 20" h	40w x 23½h x ¾d	572	92	15
H4820-2N	2	(1) 16" w x 20" h & (1) 32" w x 20" h	48w x 23½h x ¾d	661	119	17

Shipped KD

Rail Extensions			List	Est. Ship Wt.
Model	Description	Size		
(T)	Extended Top Rail, custom length x 1¾" h	Cut to order	\$ 52 per ft. Price to next highest ft.	1 lb. per ft
(B)	Extended Bottom Rail, custom length x 1¾" h	Cut to order

Rail Accessories			List	Est. Ship Wt.
Model	Description	Size		
MP	Magazine Pocket - ID 2" d at bottom, 3½" d at top	11¼w x 12h x 4d	\$ 123	3
HS8	Shelf/Pen Rail - 8" - for Horizontal Models	8w x ½h x 5d	29	1
HS16	Shelf - 16" - for Horizontal Models	16w x ½h x 5d	45	3
HS20	Shelf - 20" - for Horizontal Models	20w x ½h x 5d	58	4
H1	Single Hook	¾w x 1¼h x 2d	56	1
H3	Triple Hook	6w x 1¼h x 2d	118	1

Ordering Information (See page 56)

1.2

© 5/2022





Parallel

Vertical Writing, Tack & Mirror Panels

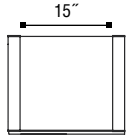
Pepper Delivers Quicker!

PDD must be on a separate order and **MUST** specify PDD.


PDD prices are printed in **BOLD**. Shipment within 10 business days.

Designed by David Ryan & George Simons

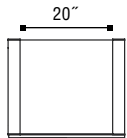
1.2



V1616-1
with VS20



V1640-2N
with VS20



V2016-1
with VS24

Model	Panels	Panel Size	Size	Glass, HPL, Fabric, COM, ColorCork	Upcharge Mirror (per panel)	Est. Ship Wt.
Rails with 15" Wide Panels						
V1616-1	1	15" w x 16" h	18½ w x 16 h x ¾ d	\$ 230	\$ 49	6
V1620-1	1	15" w x 20" h	18½ w x 20 h x ¾ d	282	58	6
V1624-1	1	15" w x 24" h	18½ w x 24 h x ¾ d	311	76	8
V1632-1	1	15" w x 32" h	18½ w x 32 h x ¾ d	396	94	9
V1632-2	2	15" w x 16" h	18½ w x 32 h x ¾ d	414	49	11
V1640-2	2	15" w x 20" h	18½ w x 40 h x ¾ d	528	58	12
V1640-2N	2	(1) 15" w x 16" h & (1) 15" w x 24" h	18½ w x 40 h x ¾ d	507	76	13
Rails with 20" Wide Panels						
V2016-1	1	20" w x 16" h	23½ w x 16 h x ¾ d	259	58	7
V2020-1	1	20" w x 20" h	23½ w x 20 h x ¾ d	324	68	7
V2024-1	1	20" w x 24" h	23½ w x 24 h x ¾ d	352	92	9
V2032-1	1	20" w x 32" h	23½ w x 32 h x ¾ d	454	119	10
V2032-2	2	20" w x 16" h	23½ w x 32 h x ¾ d	471	58	13
V2040-2	2	20" w x 20" h	23½ w x 40 h x ¾ d	612	68	14
V2040-2N	2	(1) 20" w x 16" h & (1) 20" w x 24" h	23½ w x 40 h x ¾ d	572	92	15
Shipped KD						
Rail Accessories						
Model	Description	Size	List	Est. Ship Wt.		
VS20	Shelf - 18½" - for Vertical Models	18½ w x ½ h x 2¼ d	\$ 58	3		
VS24	Shelf - 23½" - for Vertical Models	23½ w x ½ h x 2¼ d	68	3		
HL	Left Hook for Vertical Models		65	1		
HR	Right Hook for Vertical Models		65	1		

To Order Specify			
1. Quantity	Panel Type	ColorCork	Fabric Selection - see page 8
2. Rail Model	HPL	2186	Guilford of Maine
3. Panel(s): Width, Type & Finish	Glass Marker Board	2187	Sprite Style 2671
Rail Accessories	Mirror	2209	Lido Style 2858
4. Quantity and Model(s)	Fabric Tack Board		Crosstown Style 2526
Rail Extensions (H Models)	ColorCork - For specifications, see page 8		COM: Customer's Own Material Page 8 for shipping information
5. Model, Length in Inches			
See PPP Color Card or Web			

- Specifications**
- Parallel is available in horizontal and vertical configurations, with multiple panel and accessory options.
 - Shelf, hooks and magazine/chart packets can be located anywhere on rail, secured with set-screw.
 - Rails: 1¾" h x ¾" d, shelf, hooks and panel dividers are Natural Anodized Aluminum.
 - Magazine/Chart pocket in Aluminum Metallic. Front panel: 10" h.
 - End caps, injection molded polycarbonate.
 - Glass marker board, ⅛" thick tempered glass with flat polished edge.
 - HPL writing surface is a high pressure laminate, non-magnetic.
 - Both Glass and HPL writing boards include 4 dry erase markers and eraser.
 - Mirror, ⅛" thick glass laminated to .125 substrate.
 - Fabric or COM laminated to lightweight tackable core.
 - ColorCork: Washable, tackable surface which reseals itself after pins are removed. Ideal for clean room environments.
 - Custom sizes and configurations available. Please submit your requirements.
 - Parallel is shipped KD, assembly required, hardware included.





Folding Chairs

CLIP

Scoop-Up *Designed by Joe Ricchio*



CLIP



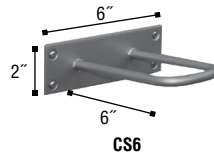
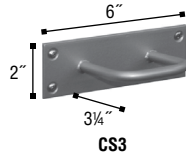
Scoop-Up

Model	Description	Size	List Each Chair	Est. Ship Wt.
CLIP	Folding Chair Folded size: 35" h x 1" d	17w x 31h x 17¾d	\$ 575	31†
Options - Clip				
CS3	Wall Bracket - Small Hook, ¾" deep Holds 2 CLIP Chairs	6w x 2h x 3¼d	82	1
CS6	Wall Bracket - Large Hook, 6" deep Holds 4 CLIP Chair	6w x 2h x 6d	97	1

FOB Compton CA
Chair prices are LIST each. Chairs shipped 2 per box.
† Weight per pair.

Model	Description	Size	List Each Chair	Est. Ship Wt.
Scoop-Up	Folding Chair with Upholstered Seat Folded size: 35½" h x 2¾" d	19½w x 32h x 21d	760	33*†
Options - Scoop-Up				
CS3	Wall Bracket - Small Hook Holds 1 Scoop-Up Chair	6w x 2h x 3¼d	82	1*
CS6	Wall Bracket - Large Hook Holds 2 Scoop-Up Chairs	6w x 2h x 6d	97	1*
CAL133	Fire rated upholstered seat		70	

FOB Compton CA*
Chair prices are LIST each. Chairs shipped 2 per box.
† Weight per pair.



To Order Specify

<ol style="list-style-type: none"> Quantity Model Finish Upholstered Seat Finish (Model Scoop-Up) Options 	CLIP Finishes Wood Seat/Mesh Back NB Beech/Grey LC Light Cherry/Grey WEN Wenge/Chocolate	Scoop-Up Finishes Wood Finish LC Light Cherry HO Honey MA Natural Maple Upholstered Seat Morbern/Legacy LY-604 Chiffon LY-624 Slate LY-625 Black COM Customer's Own Material <i>Page 8 for shipping information</i>
	See Web	

Specifications

CLIP <ul style="list-style-type: none"> • Seat: Natural Beech. • Seat Height: 18½". • Back: Vinyl coated polyester mesh. • Frame: Rectangular steel tube, powder coated aluminum finish. • Chair 1" d when folded. • Optional Wall Bracket: Steel, Aluminum Metallic finish. 	Scoop-Up <ul style="list-style-type: none"> • Scoop-Up folding chairs meet the acceptance criteria of ANSI/BIFMA X5.1-2002 Chair Test Standards. • Frame & Back: Natural Maple in select PPP wood finishes. • Seat Height: 18". • Upholstered Seat: Morbern/Legacy faux leather over foam pad. See Morbern Legacy Website. • Custom Stain Match: Minimum quantity 100, \$305 NET. • Optional Wall Bracket: Steel, Aluminum Metallic finish.
--	---

1.2



Scoop-Up Seat Fabrics

1.2

Morbern/Legacy Fabrics

LY-604 Chiffon **COM:** Customer's Own Material
LY-624 Slate
LY-625 Black

COM - Customer's Own Material

Optional COM - Customer's Own Materials are available on most tackable panels.

Shipping Instructions for COM

When ordering material, customer must have supplier of material mark the following information on the outside of the package.

1. Buyer's name.
2. Purchase Order Number to PPP.
3. Purchase Order date.
4. Work Order Number material is to cover.
5. Quantity and model number(s) material is to cover.
6. *Specify fabric direction: conventional or railroad.*

Scoop-Up Seat materials to be shipped FREIGHT PREPAID to:

All materials to be shipped FREIGHT PREPAID to:

Peter Pepper Products, Inc., 17929 S. Susana Road, Compton, CA 90221.

Responsibility for COM shipments:

- We cannot be held responsible for performance of COM covering materials, nor shall we be held responsible for yields or variations in tone or weaving.
- All responsibility for COM shipments is between the buyer and the source.

© 10/2022

