



Cohort Mobile Work Pedestals

Discover the ultimate blend of mobility and style with Cohort Mobile Work Pedestals. In today's fast-paced work culture, these height-adjustable pedestals offer versatile storage and workspace solutions that adapt to your needs. Featuring pull handles for effortless maneuvering, durable construction with locking doors for secure storage, and comfy seat pads for temporary seating, Cohort is perfect for hybrid offices. Use them as standalone units or integrate them into larger setups to ensure optimal organization and efficiency, making it easy to work, sit, and store.

FEATURES

- Modern design accommodates casual and professional environments alike.
- Durable laminate work surface with tough edge banding for lasting protection.
- Panels are 3/4" thick TFL or HPL with 2MM PVC edge banding.
- Available in standard and premium laminate finishes, with HPL combinations.
- Accent edge banding in Tangerine, Red, Scale Green, Arctic Blue, and Storm Gray.
- Four models: mobile pedestal, two-door cabinet, tambour cabinet, and workhorse.
- Mobile pedestal has a locking box drawer and file drawer or single-door cabinet.
- Two-door cabinet features a locking double-door design.
- Tambour cabinet includes a lockable tambour door with anti-slam hardware, light grey finish only.
- Workhorse model includes seated workbench with cushion, slide-open drawer, open cubby, and foldable footrest.
- Mobile pedestal has 2" locking casters; other units have 3" locking casters with quiet wheels.
- All models have a pneumatic height-adjustable column with one-handed lever, in Metallic Silver.
- Nylon web pull strap on two-door, tambour, and workhorse units, matching contrast edge banding.
- Designed by David Winston.

ACCENT EDGE BANDING OPTIONS



Red



Tangerine



Scale Green



Arctic Blue

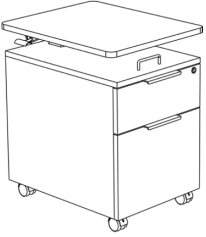


Storm Grey

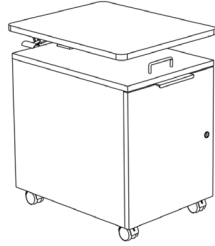


Cohort Mobile Work Pedestals

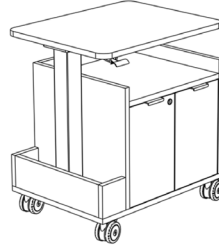
SPECIFICATIONS (Visit us online for complete collection details)



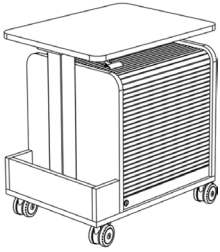
Mobile Pedestal
Box / File Drawers
16" W x 22" D x 25¼" H



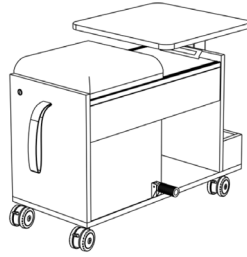
Mobile Pedestal
Single Door
16" W x 22" D x 25¼" H



Two-Door Cabinet
Keyed Lock
24" W x 19" D x 26½" H



Tambour Door
Keyed Lock
24" W x 19" D x 26½" H



Workhorse
Under Seat Storage
32½" W x 15" D x 24" H

